

The size and shape of individual stones for this project have been designed to satisfy the overall design requirements for the building, bill of quantities or specific project specification.

All persons handling and installing such stones should be aware that there are risks associated with this type of work, which cannot be designed out.

Limestones & Marble are a natural material and may vary in texture, color and veining intensity.

Please consider a dimensional tolerance of \pm

© CHESNEYS 2017

CHESNEYS

HEAD OFFICE:
194-202 BATTERSEA PARK ROAD, BATTERSEA, LONDON
TELEPHONE: +44 (0) 20 7627 1410

WEB SITE: WWW.CHESNEYS.CO.UK
E MAIL: SALES@CHESNEYS.CO.UK

Notes:

Client:

Collection:

**ERIC
COHLER
COLLECTION**

Mantle:

**THE
GLASGOW**

Material:

AZUL VALVERDE

Mantle Weights:

JAMB / EACH: 27.41 KG
METAL INLAY: 1.05 KG

HEADER: 61.14 KG
METAL INLAY: 2.97 KG

TOTAL MANTLE: 121.03 KG

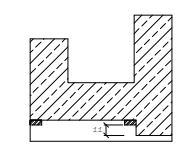
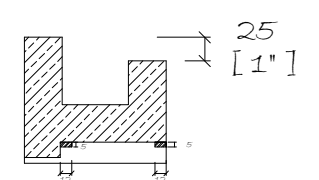

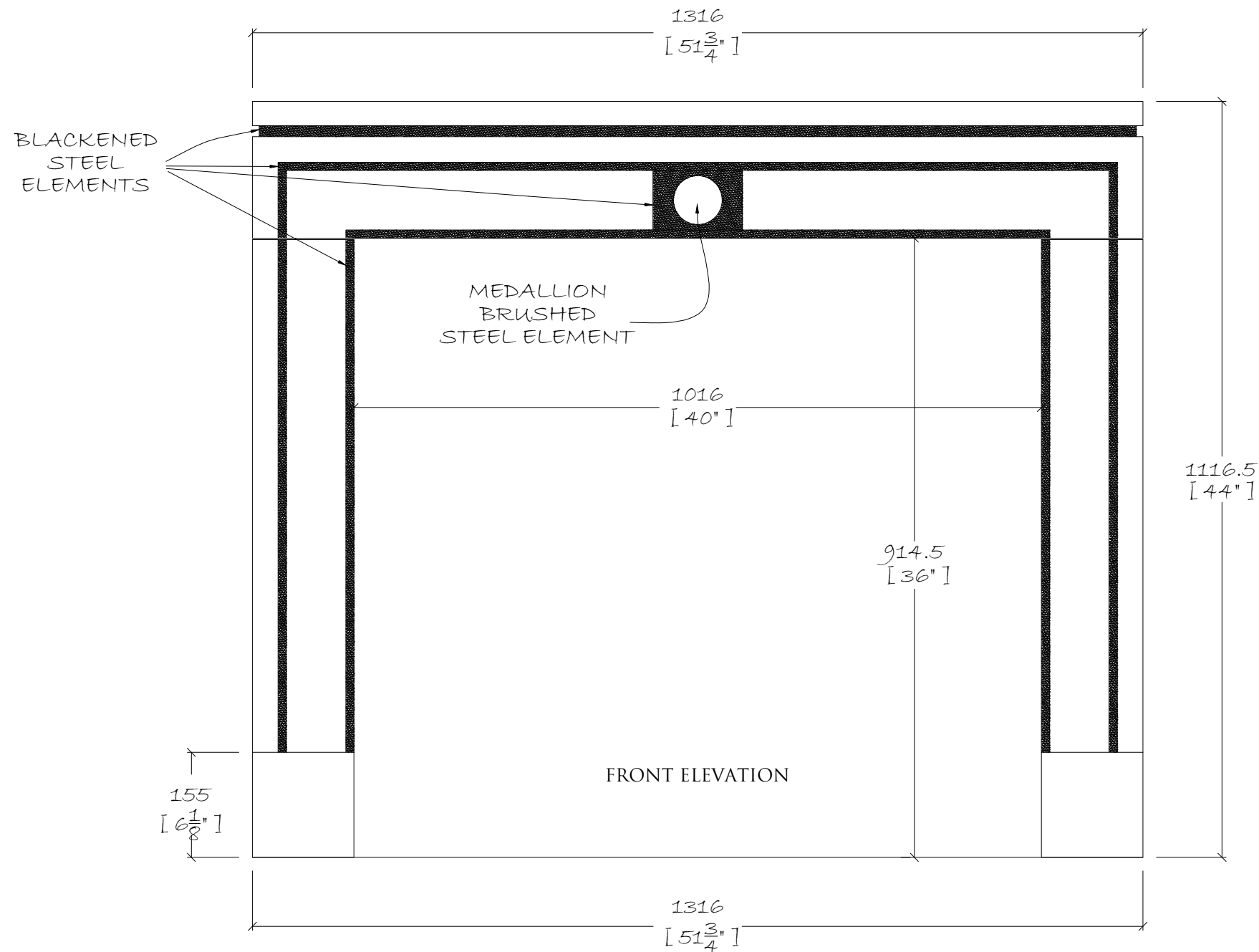
Drawn by:

LUIS VELA

Date: 12/04/2018
Scale: 1:8 @ A3

Invoice Number:

Drawing No.: Rev:



PLAN

SIDE ELEVATION